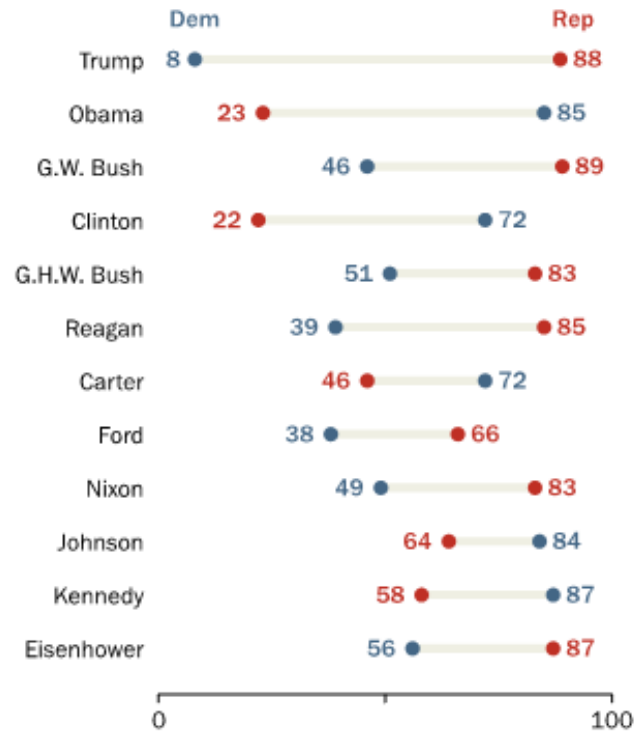


## Wider partisan gap on Trump job rating than for any president in six decades

% approving of president's job during first year...



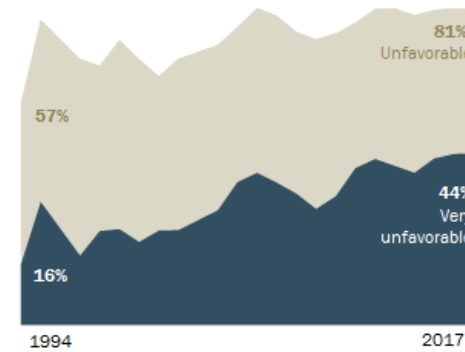
Notes: Based on Republicans and Democrats; does not include those who lean to a party. Trump first-year approval based on surveys conducted Feb.-June. Data from Eisenhower through George H.W. Bush from Gallup.

Source: Survey conducted June 8-18, 2017

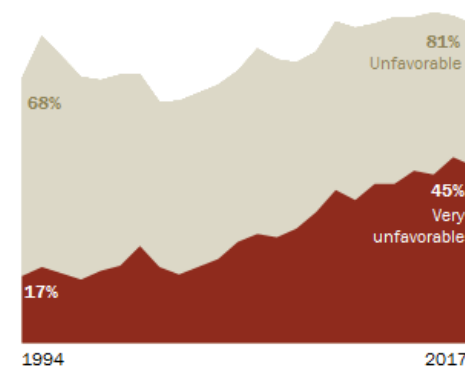
PEW RESEARCH CENTER

## Rising tide of partisan antipathy

% of Democrats and Democratic leaners who have a \_\_\_\_\_ opinion of the Republican Party



% of Republicans and Republican leaners who have a \_\_\_\_\_ opinion of the Democratic Party

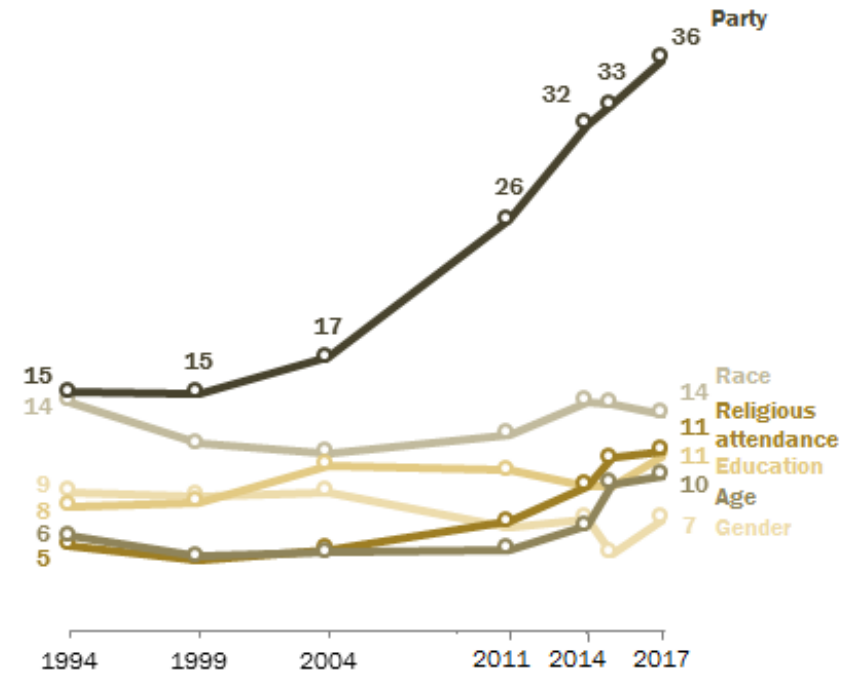


Note: Data shown are yearly averages. QA15. Source: Survey conducted June 8-18, 2017.

PEW RESEARCH CENTER

## As partisan divides over political values widen, other gaps remain more modest

Average gap in the share taking a conservative position across 10 political values, by key demographics



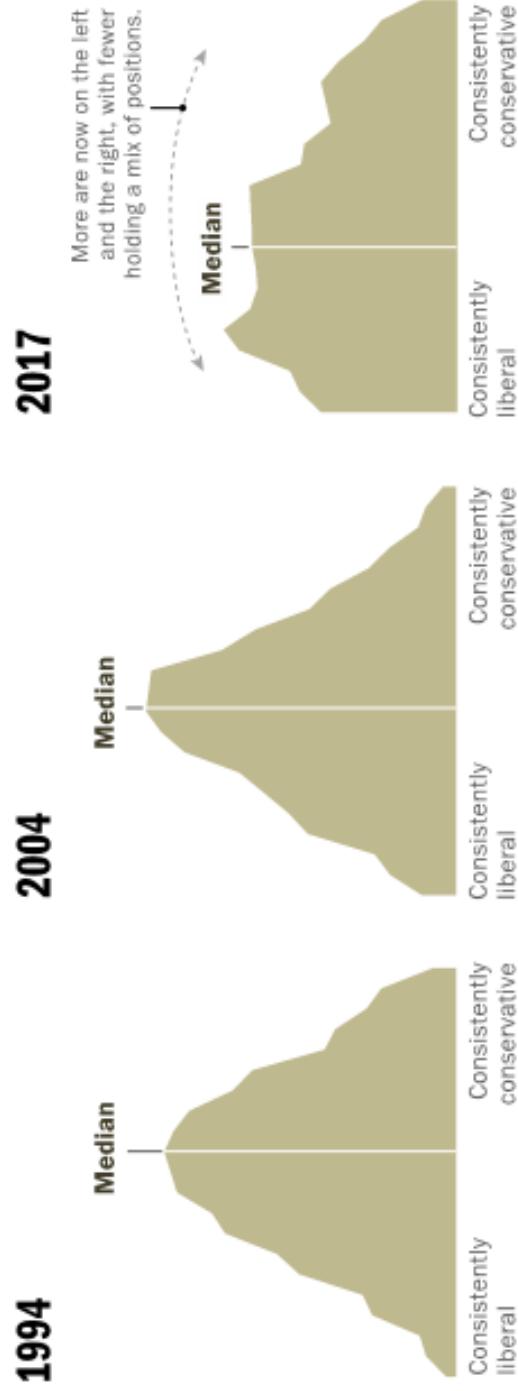
Notes: Indicates average gap between the share of two groups taking the conservative position across 10 values items. Party=difference between Rep/Lean Rep and Dem/Lean Dem. Race=white non-Hispanic/black non-Hispanic. Education=college grad/non-college grad. Age=18-49/50+. Religion=weekly+ religious service attenders/less often.

Source: Survey conducted June 8-18 and June 27-July 9, 2017.

PEW RESEARCH CENTER

## A declining share of Americans holds a mix of liberal and conservative views

*Distribution of the public on a 10-item scale of political values*

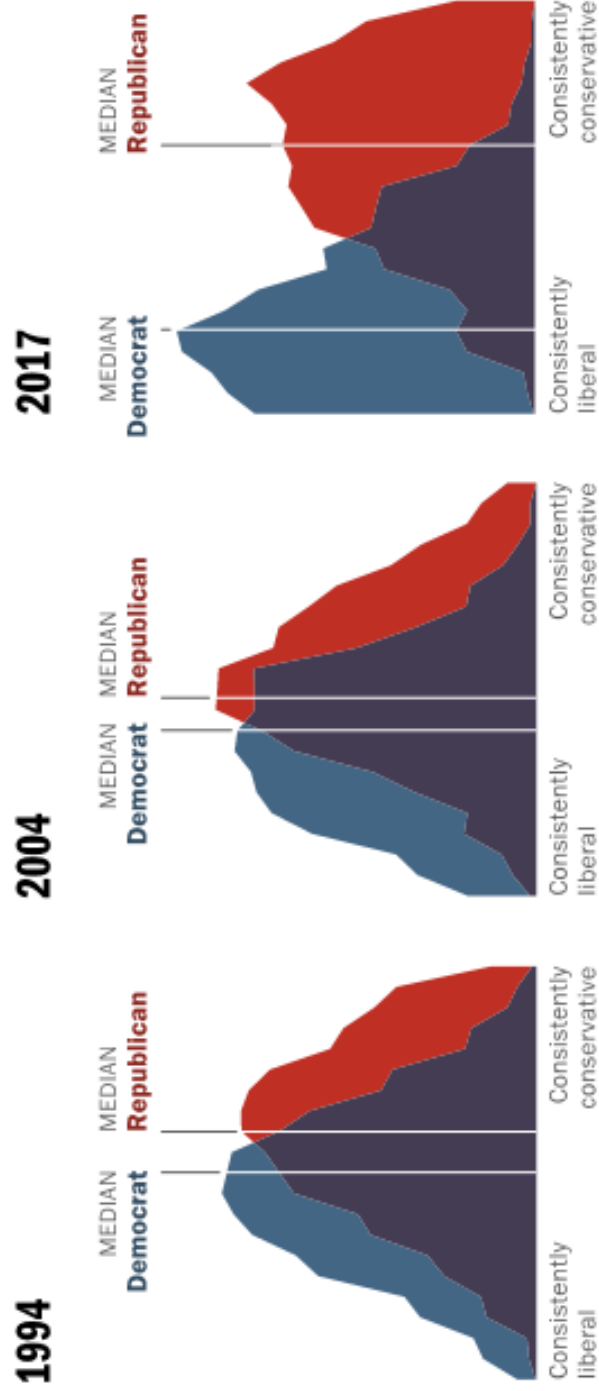


Notes: Ideological consistency based on a scale of 10 political values questions (see methodology).  
Source: Survey conducted June 8-18, 2017.

PEW RESEARCH CENTER

## Democrats and Republicans more ideologically divided than in the past

*Distribution of Democrats and Republicans on a 10-item scale of political values*

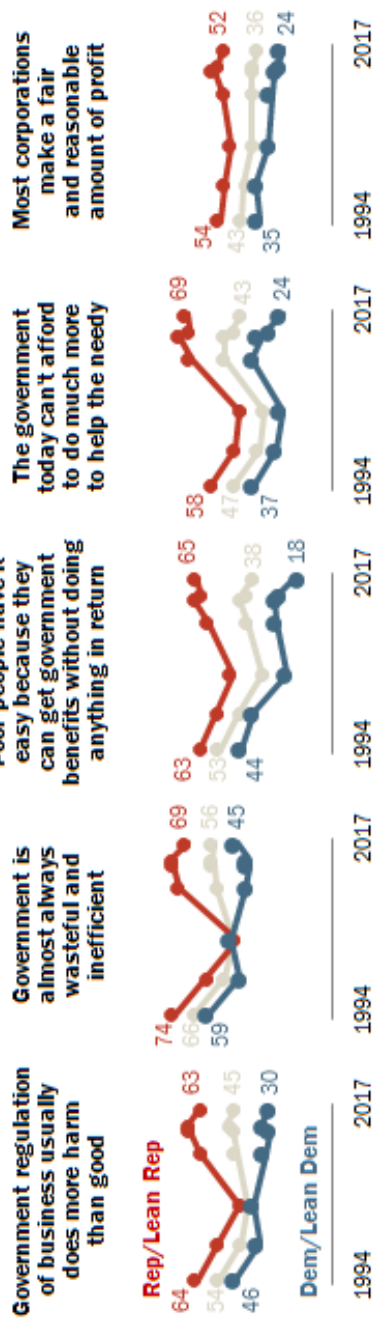


Notes: Ideological consistency based on a scale of 10 political values questions (see methodology). The blue area in this chart represents the ideological distribution of Democrats and Democratic-leaning independents; the red area of Republicans and Republican-leaning independents. The overlap of these two distributions is shaded purple.  
Source: Survey conducted June 8-18, 2017.

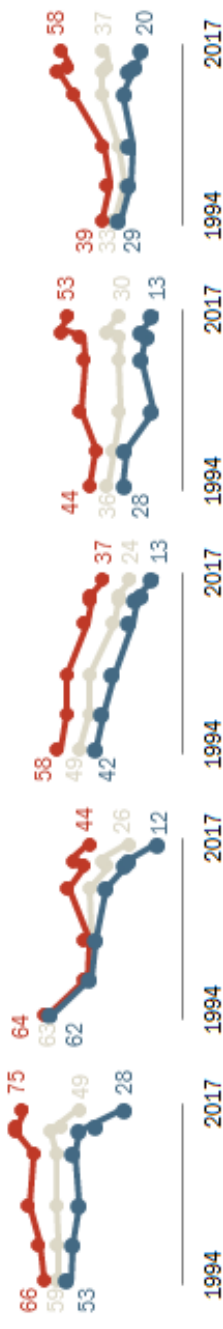
PEW RESEARCH CENTER

## Growing gaps between Republicans and Democrats across domains

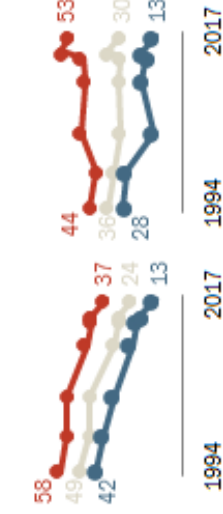
% who say ...



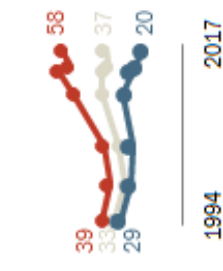
**Blacks who can't get ahead in this country are mostly responsible for their own condition**



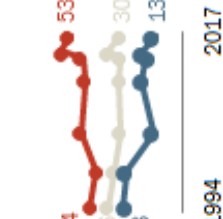
**Homosexuality should be discouraged by society**



**Stricter environmental laws and regulations cost too many jobs and hurt the economy**



**The best way to ensure peace is through military strength**

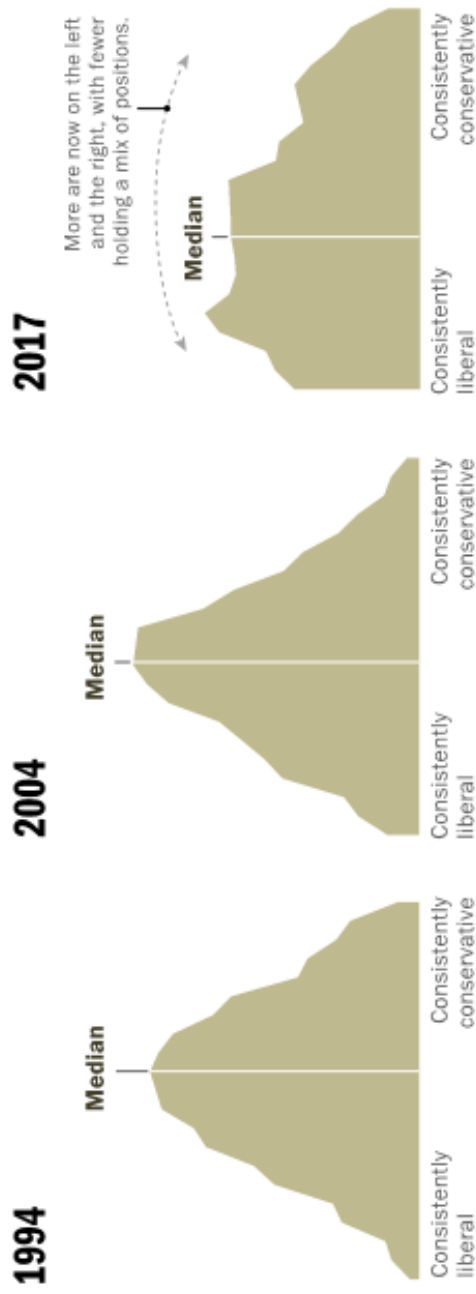


Source: Survey conducted June 8-18 and June 27-July 9, 2017.

PEW RESEARCH CENTER

## Only about a third of Americans have a mix of conservative and liberal positions; in 2004, nearly half had mixed political values

*Distribution of the public on a 10-item scale of political values*

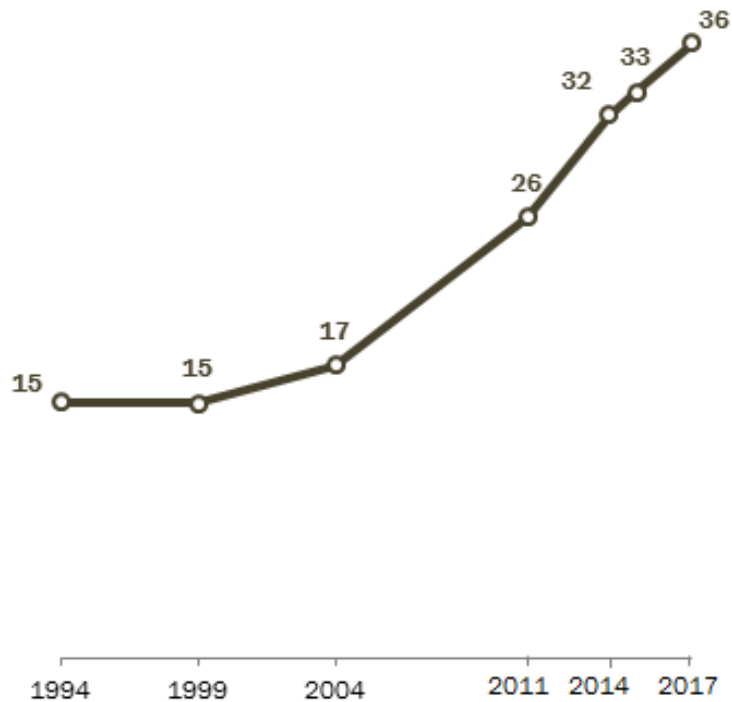


Notes: Ideological consistency based on a scale of 10 political values questions (see report methodology). Source: Survey conducted June 8-18, 2017.

PEW RESEARCH CENTER

## Partisan gap in political values continues to grow

Average partisan gap in the share taking a conservative position across 10 political values



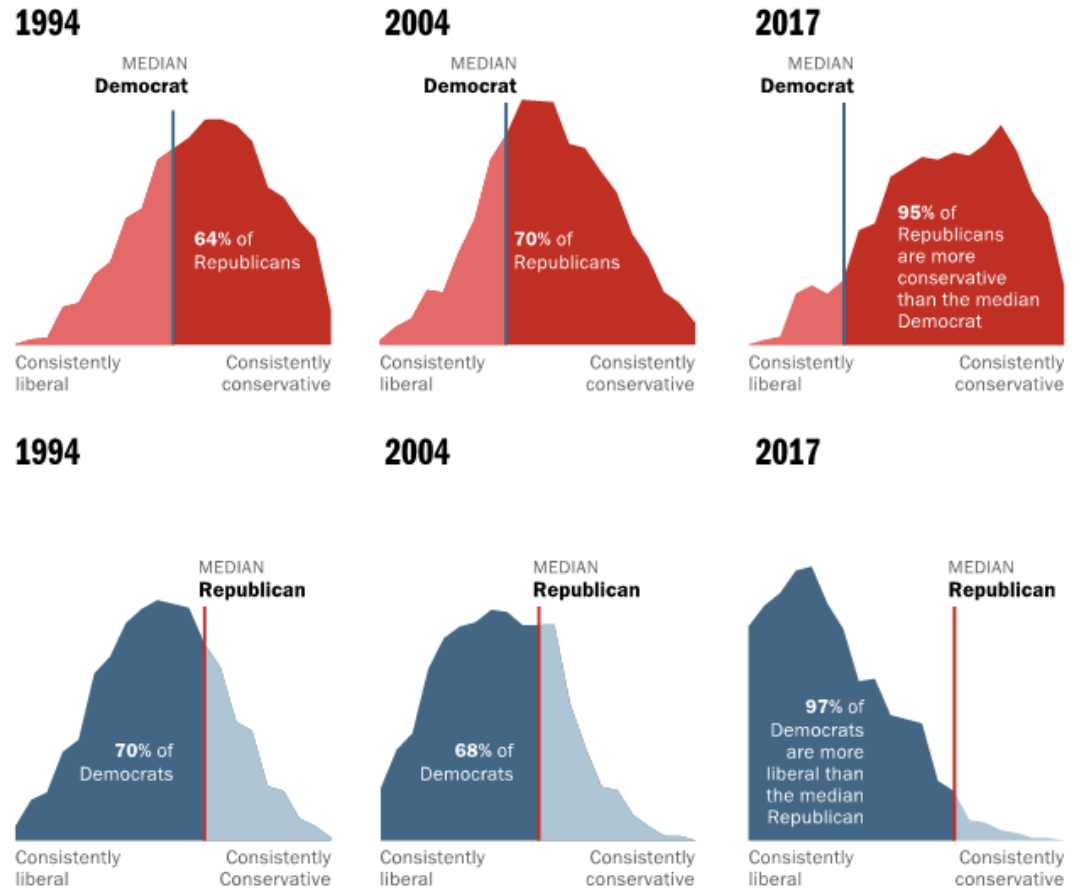
Notes: Indicates gap between the share of Republicans/Republican leaners and the share of Democrats/Democratic leaners who take the conservative position across 10 values items that have a traditional "left/right" association.

Source: Survey conducted June 8-18 and June 27-July 9, 2017.

PEW RESEARCH CENTER

## Less overlap in the political values of Republicans and Democrats than in the past

Distribution of Republicans and Democrats on a 10-item scale of political values



Notes: Ideological consistency based on a scale of 10 political values questions (see report methodology). Republicans include Republican-leaning independents; Democrats include Democratic-leaning independents.

Source: Survey conducted June 8-18, 2017.

PEW RESEARCH CENTER